





INDOOR BED HEAD TICKET

S. No.

S.N. Medical College Hospital, Agra ⁶⁵⁰⁷

Department: ED/S

M.O. I/c: Dr. (Prof.) Vinay Kumar Sir

O.P.D./ Registration No. 31741 M.R.D. No. :

Patient's Name : Jatin Age : 84 Sex : M

S/D/W : Rajesh Singh Ward Burn Bed No. :

Address : Wali-8 Badli choki Date of Admission : 25-07-2024

Ke part P/s Sikandra Agra Provisional Diagnosis :

D.O.A. : 25-07-2024 Final Diagnosis :

Marital Status:

Educational Stuatues:

Occupation:

Result : Discharge/LAMA/Abscond/Death Mobile No.

(B/B) राजेश सिंह

Sign. of MOIC

NOTES

Name of Residents : 1st Year. Dr. Manoj 2nd Year. Dr. Varsha 3rd Year. Dr. Mayank

(1)

History of Present Illness (HPI)

Wife showed signs of physical assault on 12/09/21 at 10 am

M.O.A.

CMO →

RSO →

Adv. →

ofad

Examination:

C - poor

Rg 98/100

Sng 98/120

HR - 20/1

BP 100/60

Chest 3/1 clear

RA - soft

Temp, AF

P - normal

Op - normal

GCS E4V5M6

Pupil B/L 5mm

Investigation

HB TLC DLC PC

Blood Urea, S. Creatinine

Na+

K+

X-Ray

SG

CCT Head

TEST → 40 45+

→ CAR. I.A view
→ X-ray Abdo chest
→ X-ray spine 1 AP
→ 12/1



PAST HISTORY

L No documented history of HTN

FAMILY HISTORY

L Not significant

PERSONAL HISTORY

L Not significant

TREATMENT HISTORY/

ANY OTHER RELEVANT HISTORY/

ALLERGY HISTORY

F Nil

reference for paediatric drug dosing

Pragna
34/1600

MO/MDIC on call

wt - 10 kg.

Department of paediatrics

NMC Agra

Kindly consider the above patient for above diagnosis for drug dosing

Thanking you

- ~~Inj ceftriaxone~~ → 500 mg / v 30
- ~~Inj amikacin~~ → 0.4 mg / v 1000 mg
- ~~Inj metrogyl~~ → 13.3 mg / v 700
- ~~Inj meropenam~~ → 200 mg / v 700
- ~~Inj piperacillin + tazobactam~~ → 500 mg / v 700
- ~~Inj aciloc~~ → 0.4 mg / v 700
- ~~Inj sumol~~ → 40 mg / v 700
- ~~Inj diclofenac~~ → 2 mg / v 100 mg
- ~~Inj epsolin~~
- ~~Inj emeset~~ → 1 mg / v 30
- IVF RL → 333 mg / v 8 mg

PRN 44

Admitted to ward

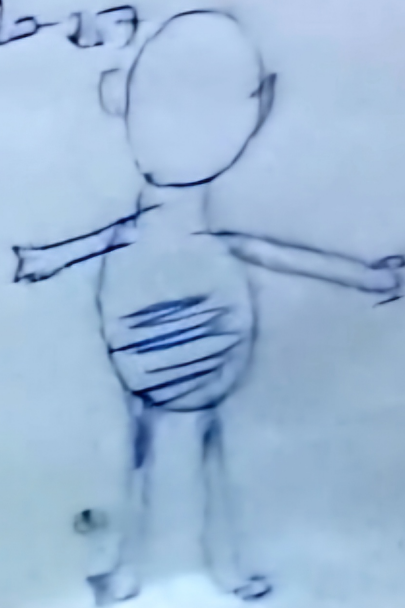

Examination:

- General
- Vital
- Systemic
- Cardiovascular
- W
- Abdominal

Examination:

- Temp 37.5°C
- LUS clear
- RA clear
- Truss test positive
- normal 3/4 normal

TUSA - 20-207



History of Present Illness (HOPI)

Altb thermal burn due to physical assault on 12/09/24 at 10.00pm

at 10:00pm

- M.O.I./C →
 - CMO →
 - RSO →
 - Adv. →
- } unfixed

On Examination :

GC - poor
 PRg 98m Spg 98/RA
 RR - 20/r
 BP 100/60
 Chest b/l clear
 PA - left
 Temp, AF
 IP } limited
 Op }
 GCS E4V6M6
 Pupil b/l N5MM

TRSA → 40-45%

Investigation

- HB TLC DLC PC
- Blood Urea, S. Creatinine


S - Na⁺
K⁺

X-Ray

USG

NCCT Head

→ CR. I.A view
 → X-ray Abdo chest
 → X-ray Cervical



PAST HISTORY

No H/O DM, HTN

FAMILY HISTORY

No H/O ATT. related

Not Significant

PERSONAL HISTORY

Not Significant

TREATMENT HISTORY/

ANY OTHER RELEVANT HISTORY/

Not Significant

ALLERGY HISTORY

